

# Accessing the NDIS

## Information you need to know to access the NDIS

### Availability in your area

The NDIS is being introduced progressively around Australia from 1 July 2016. To participate in the NDIS right now, you must live in an area where the NDIS is currently available. In some of these areas, you also need to be a certain age.




You may meet the access requirements up to six months prior to the NDIS rolling out in your area.

How people will join the NDIS has been agreed by Commonwealth and State / Territory governments.

### Becoming a participant

To become an NDIS participant you will need to meet the age, residency and disability or early intervention access requirements and give your consent to join the Scheme. In some States and Territories people currently receiving supports will be moving to the NDIS first.



If you already receive supports from a State or Territory government disability program, you will receive a letter then a phone call from an NDIS representative when it is time to transition to the NDIS.

Until you have transitioned to the NDIS and have an NDIS plan, your existing supports and services will continue.

### Can I access the NDIS?

To become an NDIS participant you must:

- Have a permanent impairment that significantly affects your ability to take part in everyday activities, or have a developmental delay;



- Be aged less than 65 when you first apply to enter the NDIS and meet additional age requirements if you live in SA or TAS;
- Live in Australia in an NDIS area on a specified date;
- Be an Australian citizen or hold a permanent visa or a Protected Special Category visa.

Note: If some of the above requirements are not met but you live in a NSW NDIS area that is phasing and you are under 65 years of age, you may still meet the access requirements if you are in an existing qualifying program. Contact us for more information.

### Preparing to access the NDIS

If you already receive supports from a State or Territory government disability program, you will be contacted by a National Disability Insurance Agency (NDIA) representative when it is time to transition to the NDIS.



For some people already receiving supports from State and Territory disability programs, evidence of your disability may not be needed. This is because some State and Territory programs have the same eligibility criteria as the NDIS.

If you do not currently receive disability supports and the NDIS is available in your area you can request access by calling the NDIS.

### Who can help you prepare to access the NDIS?

You can choose who you work with to help you prepare to access the NDIS. You might work with a family member, friend or carer, an NDIS Local Area Coordinator or early childhood partner, a General Practitioner (GP) or other health professionals.



## Evidence of your disability

To allow the NDIA to determine whether you meet the disability or early intervention access requirements, you may need to provide us with evidence of your disability. This includes information on what your disability is, how long it will last and its impact on your life.



Evidence of disability and functional impact may be provided by a health professional in the following ways:

- in the NDIS Supporting Evidence Form;
- in the Access Request Form; or
- via existing assessments or reports.

For some disabilities, information about impact on functionality may not be required. These disabilities are listed in the Operational Guidelines on Access at [www.ndis.gov.au](http://www.ndis.gov.au).

## What is the role of your health professional in the NDIS access process?

GPs and other health professionals may be asked to provide evidence to support a request to access the NDIS.



This may involve:

- completing the NDIS Supporting Evidence Form or sections of the Access Request Form;
- documenting that the person has or is likely to have a permanent disability; and
- providing copies of reports or assessments that outline the extent of the functional impact of the disability.

When documenting the impact of a person's disability a GP or other health professional will be asked to write down how your disability impacts your mobility/motor skills; communication; social interaction; learning; self-care; and self-management.

If a health or education professional finds that a child aged 0 to 6 years may benefit from early intervention or disability support under the NDIS, they should refer the parents to an NDIS early childhood partner. See [www.ndis.gov.au](http://www.ndis.gov.au) for more information.

## How long will it take?

You may meet the access requirements up to six months prior to the NDIS rolling out in your area. You will commence your planning conversation in line with the timeframe agreed between the Commonwealth and State / Territory governments.




Once you are granted access to the NDIS you will be contacted to begin your planning conversation.

Until you have transitioned to the NDIS and have an NDIS plan, your existing supports and services will continue.

It is expected to take between six to twelve months for eligible people with disability to enter the NDIS once roll out starts in an area. You can talk to your Local Area Coordinator or NDIA representative about this.


## More information

[www.ndis.gov.au](http://www.ndis.gov.au)

 1800 800 110  
8am to 5pm (local time) Monday to Friday


### For people with hearing or speech loss


 TTY: 1800 555 677

 Speak and Listen: 1800 555 727

### For people who need help with English

 TIS 131 450

 Follow us on Twitter @NDIS

 Find us on Facebook  
Facebook/NDISAus

\*1800 calls from fixed lines are free.  
Calls from mobiles may be charged.